

# Taper - Lock® SPROCKETS

PITCH

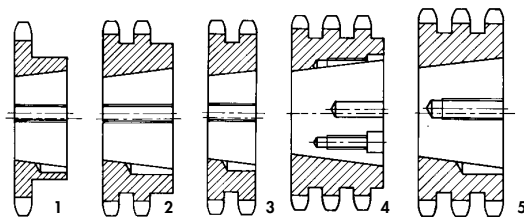
SINGLE						
Pitch code	Z	bush	Type of Execution	Hub Dm	A	
081-13	13	1610	1	78	25	
081-14	14	1610	1	78	25	
081-15 •	15	1610	1	78	25	
081-16	16	2012	1	90	32	
081-17 •	17	2012	1	90	32	
081-18	18	2517	1	108	45	
081-19 •	19	2517	1	108	45	
081-20	20	2517	1	108	45	
081-21 •	21	2517	1	108	45	
081-22	22	2517	1	108	45	
081-23 •	23	2517	1	108	45	
081-24	24	2517	1	108	45	
081-25 •	25	2517	1	108	45	
081-26	26	2517	1	108	45	
081-27 •	27	2517	1	108	45	
081-28	28	2517	1	108	45	
081-30 •	30	3020	1	159	51	
081-38	38	3020	6	159	51	
081-45	45	3020	6	159	51	
081-57*	57	3020	6	159	51	
081-76*	76	3020	6	159	51	
081-95*	95	3020	6	159	51	
081-114*	114	3030	6	150	76	
101-15 •	15	2517	1	108	45	
101-17 •	17	2517	1	108	45	
101-19 •	19	2517	1	108	45	
101-21 •	21	2517	1	108	45	
101-23 •	23	2517	1	108	45	
101-25 •	25	2517	1	108	45	
101-30	30	3020	1	108	51	
101-38	38	3020	1	108	55	

1"  
25.40 mm

1" 1/4  
31.75 mm

DOUBLE

Pitch code	Z	bush	Type of Execution	Hub Dm	A	
082-15	15	2012	3		47.7	
082-16	16	2517	3		47.7	
082-17	17	2517	3		47.7	
082-18	18	2517	3		47.7	
082-19	19	2517	3		47.7	
082-20	20	2517	3		47.7	
082-21	21	3020	2	143	51	
082-22	22	3020	2	150	51	
082-23	23	3020	2	159	51	
082-24	24	3020	2	166	51	
082-25	25	3020	2	175	51	
082-26	26	3020	2	175	51	
082-27	27	3020	2	175	51	
082-28	28	3020	2	175	51	
082-30	30	3020	2	175	51	
082-38*	38	3020	7	146	51	
082-45*	45	3020	7	146	51	
082-57*	57	3525	7	198	65	
082-76*	76	3525	7	198	65	
082-95*	95	3525	7	216	65	
082-114*	114	4040	7	216	102	

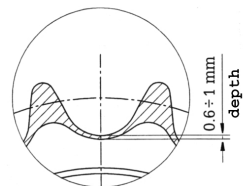

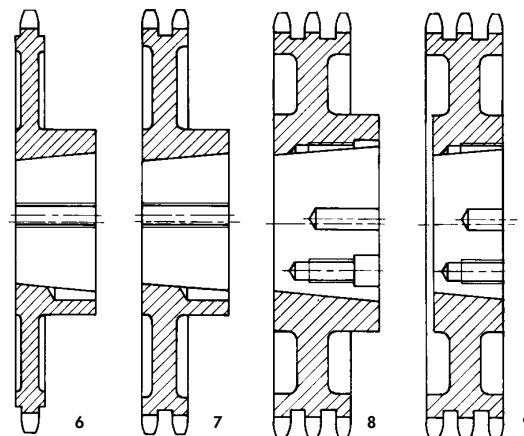


PASSO

TRIPLE						
Pitch code	Z	bush	Type of Execution	Hub Dm	A	
063-15	15	1615	5		49.8	
063-17	17	2012	5		49.8	
063-19	19	2012	5		49.8	
063-21	21	2517	5		49.8	
063-23	23	2517	5		49.8	
063-25	25	2517	5		49.8	
063-27	27	3020	5		51.0	
063-30	30	3020	5		51.0	
063-38	38	3020	5		51.0	
063-45	45	3020	5		51.0	
063-57*	57	3020	8	159	51.0	
063-76*	76	3020	8	159	51.0	
063-95*	95	3030	8	165	76.0	
063-114*	114	3030	8	165	76.0	
083-17	17	2517	5		79.6	
083-19	19	3020	5		79.6	
083-21	21	3020	5		79.6	
083-23	23	3525	5		79.6	
083-25	25	3525	5		79.6	
083-27	27	3525	5		79.6	
083-30	30	3525	5		79.6	
083-38	38	3525	5		79.6	
083-45*	45	4030	9	216	79.6	
083-57*	57	4030	9	216	79.6	
083-76*	76	4030	9	216	79.6	
083-95*	95	4030	9	240	79.6	
083-114*	114	4545	8	240	115	

3/4"  
19.05 mm

1"  
25.40 mm



Induction hardened teeth HRC 45±53

\* ALSO AVAILABLE WITH HARDENED TEETH

MATERIAL: STEEL = C 45 UNI 7845 \* CAST IRON = G 20 - UNI 5007