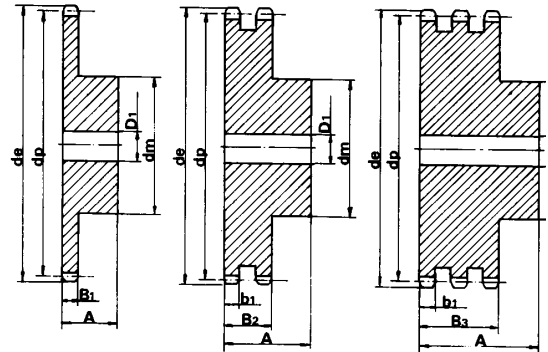
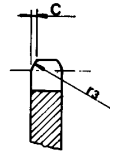


# S P R O C K E T S

Z	d <sub>e</sub>	d <sub>p</sub>	SINGLE			DOUBLE			TRIPLE		
			d <sub>m</sub>	D <sub>1</sub>	A	d <sub>m</sub>	D <sub>1</sub>	A	d <sub>m</sub>	D <sub>1</sub>	A
8	98.1	82.96	53	20	40	53	20	75	53	20	110
9	108.0	92.84	63	20	40	63	20	75	63	20	110
10	117.9	102.74	70	20	40	70	20	75	70	20	110
11	127.8	112.68	77	20	45	80	20	80	80	20	115
12	137.8	122.68	88	20	45	90	20	80	90	20	115
13	147.8	132.65	98	20	45	100	20	80	100	20	115
14	157.8	142.68	108	20	45	110	20	80	110	20	115
15	167.9	152.72	118	20	45	120	20	80	120	20	115
16	177.9	162.75	120	25	50	120	25	80	120	25	115
17	187.9	172.78	120	25	50	120	25	80	120	25	115
18	198.0	182.85	120	25	50	*120	25	80	*120	25	115
19	208.1	192.91	120	25	50	*120	25	80	*120	25	115
20	218.1	202.98	120	25	50	*120	25	80	*120	25	115
21	228.2	213.04	140	25	55	*140	25	80	*140	25	115
22	238.3	223.11	140	25	55	*140	25	80	*140	25	115
23	248.3	233.17	140	25	55	*140	25	80	*140	25	115
24	258.4	243.23	140	25	55	*140	25	80	*140	25	115
25	268.5	253.33	140	25	55	*140	25	80	*140	25	115
26	278.6	263.40	*150	25	55	*150	25	80	*150	25	115
27	288.6	273.49	*150	25	55	*150	25	80	*150	25	115
28	298.7	283.56	*150	25	55	*150	25	80	*150	25	115
29	308.8	293.65	*150	25	55	*150	25	80	*150	25	115
30	318.9	303.75	*150	25	55	*150	25	80	*150	25	115
31	329.0	313.85	*160	25	55	*150	25	80	*150	30	115
32	339.1	323.91	*160	25	55	*150	25	80	*150	30	115
33	349.2	334.01	*160	25	55	*150	25	80	*150	30	115
34	359.3	344.10	*160	25	55	*150	25	80	*150	30	115
35	369.4	354.20	*160	25	55	*150	25	80	*150	30	115
36	379.5	364.30	*160	25	55	*150	30	80	*150	30	115
37	389.5	374.39	*160	25	55	*150	30	80	*150	30	115
38	399.6	384.49	*160	25	55	*150	30	80	*150	30	115
39	409.7	394.59	*160	25	55	*150	30	80	*150	30	115
40	419.8	404.69	*160	25	55	*150	30	80	*150	30	115

## 1" 1/4 x 3/4"

for roller chains in compliance with  
DIN 8187 ISO/R 606



### SPROCKET

TOOTH RADIUS r <sub>3</sub>	32
RADIUS WIDTH C	3.5
SPROCKET TOOTH WIDTH B <sub>1</sub>	18.5
SPROCKET TOOTH WIDTH b <sub>1</sub>	18.2
SPROCKET TOOTH WIDTH B <sub>2</sub>	54.6
SPROCKET TOOTH WIDTH B <sub>3</sub>	91

### CHAIN

PITCH	31.75
INTERNAL WIDTH	19.56
ROLLER - Ø	19.05

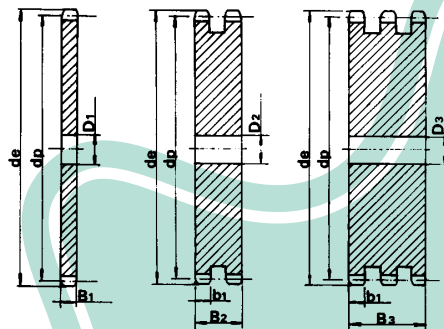
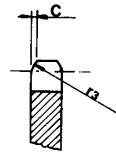
MATERIAL: C 45 UNI 7847 \*MATERIAL: FE - WITH WELDED HUB

# P L A T E W H E E L S

Z	d <sub>e</sub>	d <sub>p</sub>	S D T			Z	d <sub>e</sub>	d <sub>p</sub>	S D T		
			D <sub>1</sub>	D <sub>2</sub>	D <sub>3</sub>				D <sub>1</sub>	D <sub>2</sub>	D <sub>3</sub>
8	98.1	82.96	16	20	20	43	450.1	434.97	30		
9	108.0	92.84	16	20	20	44	460.2	445.07	30		
10	117.9	102.74	16	20	20	45	470.3	455.17	30	30	40
11	127.8	112.68	16	20	20	46	480.4	465.26	30	30	40
12	137.8	122.68	20	20	20	47	490.5	475.36	30		
13	147.8	132.65	20	20	20	48	500.6	485.46	30	30	40
14	157.8	142.68	20	20	20	49	510.7	495.55	30		
15	167.9	152.72	20	20	20	50	520.8	505.65	30	30	40
16	177.9	162.75	25	25	25	51	530.9	515.75	30		
17	187.9	172.78	25	25	25	52	541.0	525.84	30	30	40
18	198.0	182.85	25	25	25	53	551.1	535.94	30		
19	208.1	192.91	25	25	25	54	561.2	546.07	30		
20	218.1	202.98	25	25	25	55	571.3	556.16	30	30	40
21	228.2	213.04	25	25	25	56	581.4	566.26	30		
22	238.3	223.11	25	25	25	57	591.5	576.36	30	30	40
23	248.3	233.17	25	25	25	58	601.6	586.45	30		
24	258.4	243.23	25	25	25	59	611.7	596.55	30		
25	268.5	253.33	25	25	25	60	621.8	606.65	30	30	40
26	278.6	263.40	25	25	25	62	642.0	626.87	30		
27	288.6	273.49	25	25	25	64	662.2	647.06	30		
28	298.7	283.56	25	25	25	65	672.3	657.16	30	30	40
29	308.8	293.65	25	25	25	66	682.4	667.26	30		
30	318.9	303.75	25	25	25	68	702.6	687.48	30		
31	329.0	313.85	25	25	30	70	722.8	707.67	30	30	40
32	339.1	323.91	25	25	30	72	743.1	727.90	30		
33	349.2	334.01	25	25	30	75	773.3	758.19	30		
34	359.3	344.10	25	25	30	76	783.5	768.32	30	30	40
35	369.4	354.20	25	25	30	80	823.9	808.72	30	30	40
36	379.5	364.30	25	30	30	85	874.4	859.25	30		
37	389.5	374.39	25	30	30	90	924.9	909.76	30		
38	399.6	384.49	25	30	30	95	975.4	960.28	30	30	40
39	409.7	394.59	25	30	30	100	1026.0	1010.79	30		
40	419.8	404.68	25	30	30	114	1167.4	1152.26	30	40	40
41	429.9	414.78	30								
42	440.0	424.88	30	30	40						

## 1" 1/4 x 1" 3/4

for roller chains in compliance with  
DIN 8187 ISO/R 606



### PLATEWHEEL

TOOTH RADIUS r <sub>3</sub>	32
RADIUS WIDTH C	3.5
PLATE TOOTH WIDTH B <sub>1</sub>	18.5
PLATE TOOTH WIDTH b <sub>1</sub>	18.2
PLATE TOOTH WIDTH B <sub>2</sub>	54.6
PLATE TOOTH WIDTH B <sub>3</sub>	91

### CHAIN

PITCH	31.75
INTERNAL WIDTH	19.56
ROLLER - Ø	19.05